



Body Mass Index (BMI) Trajectories and Nutrition Status as Predictors of Young Adult Hematopoietic Stem Cell Transplantation (HSCT) Health Outcomes



Michelle Rache Saul^{1,2}, Marilyn Stern^{1,2}, Tiffany Carson², Farhad Khirani², Sylvia Gowder²
¹ University of South Florida ² Moffitt Cancer Center



Background


- Hematopoietic stem cell transplantation (HSCT) is a life-saving procedure for many oncology patients and leukemia
- However, graft-versus-host disease (GVHD), bacterial infection, hospital readmissions, and increased mortality are frequent concerns
- Due to hormonal and lifestyle changes, young adult (YA) HSCT patients (18-39 years) are at an increased risk for complications

Study Design

- A total of 514 records were included in the sample; most patients were non-Hispanic white (n=383, 75%), male

Objectives

To determine whether body mass index (BMI) and nutrition status



	value	[range]		
6-months post-HSCT	28.4 ± 6.7	27.7 ± 6.8	0.71 (0.6)	0.251


^a Body Mass Index, p = .05

Methods

- A single-center retrospective chart review was conducted on YA cancer patients who received HSCT from January 2010 to December 2019
- All patients included in this study received a dietitian consult upon hospital admission and had height and weight measured
- A nutrition status score was extracted from the dietitian consult upon initial hospital admission ranging from 1-3, with lower scores representing better nutrition status
- Post-HSCT outcomes assessed included GVHD infection, hospital readmissions, recurrence, and mortality
- BMI trajectories were compared across

Results

-



Funding for this study came from MAYA Moffitt Cancer Center Research Fund (Gowder, R, Sauls Co P). For references or questions contact rsauls@usf.edu