

A. General Information

A0 Respondent Information (Not for Publication)

A0	Name:	Laura Hoffman	
A0	Title:	Director	
A0	Office:	Institutional Research & Effectiveness	
A0	Mailing Address:	8350 N. Tamiami Trail	
A0	City/State/Zip/Country:	Sarasota, FL 34243	
A0	Phone:	941-359-4237	
A0	Fax:		
A0	E-mail Address:	lahoffman@sar.usf.edu	
A0	Are your responses to the CDS posted for reference on your institution's Web site?	Yes	No
		x	
A0	If yes, please provide the URL of the corresponding Web page: http://usfsm.edu/institutional-research/reports/		

A0A We invite you to indicate if there are items on the CDS for which you cannot use the requested analytic convention, cannot provide data for the cohort requested, whose methodology is unclear, or about which you have questions or comments in general. This information will not be published but will help the publishers further refine CDS items.

--

A1 Address Information

A1	Name of College/University:	University of South Florida Sarasota-Manatee
A1	Mailing Address:	8350 North Tamiami Trail
A1	City/State/Zip/Country:	Sarasota, FL 34243
A1	Street Address (if different):	
A1	City/State/Zip/Country:	
A1	Main Phone Number:	941-359-4200
A1	WWW Home Page Address:	usfsm.edu
A1	Admissions Phone Number:	941-359-4330
A1	Admissions Toll-Free Phone Number:	
A1	Admissions Office Mailing Address:	8350 North Tamiami Trail
A1	City/State/Zip/Country:	Sarasota, FL 34243
A1	Admissions Fax Number:	
A1	Admissions E-mail Address:	admissions@sar.usf.edu
A1	If there is a separate URL for your school's online application, please specify: _____	

A1 If you have a mailing address other than the above to which applications should be sent, please provide:

A2 Source of institutional control (Check only one):

A2	Public	x
A2	Private (nonprofit)	
A2	Proprietary	

A3 Classify your undergraduate institution:

A3	Coeducational college	x
A3	Men's college	
A3	Women's college	




A4 Academic year calendar:

A4	Semester	x
A4	Quarter	
A4	Trimester	
A4	4-1-4	
A4	Continuous	
A4	Differs by program (describe):	
A4	Other (describe):	

A5	Degrees offered by your institution:	
A5	Certificate	
A5	Diploma	
A5	Associate	x
A5	Transfer Associate	
A5	Terminal Associate	
A5	Bachelor's	x
A5	Postbachelor's certificate	
A5	Master's	x
A5	Post-master's certificate	x
A5	Doctoral degree research/scholarship	
A5	Doctoral degree -- professional practice	
A5	Doctoral degree -- other	



B1

B1					
B1		Men	Women	Men	Women
B1	Undergraduates				
B1					



The items in this section correspond to data elements collected by the IPEDS Web-based Data Collection System's Graduation Rate Survey (GRS). For complete instructions and definitions of data elements, see the IPEDS GRS instructions and glossary on the 2015 Web-based survey.

For Bachelor's or Equivalent Programs

Please provide data for the Fall 2009 cohort if available. If Fall 2009 cohort data are not available, provide data for the Fall 2008 cohort.

Fall 2009 Cohort

Report for the cohort of full-time first-time bachelor's (or equivalent) degree-seeking undergraduate students who entered in Fall 2009. Include in the cohort those who entered your institution during the summer term preceding Fall 2009.

B4	Initial 2009 cohort of first-time, full-time bachelor's (or equivalent) degree-seeking undergraduate students; total all students:	
B5	Of the initial 2009 cohort, how many did not persist and did not graduate for the following reasons: death, permanent disability, service in the armed forces, foreign aid service of the federal government, or official church missions; total allowable exclusions:	
B6	Final 2009 cohort, after adjusting for allowable exclusions: (subtract question B5 from question B4)	0
B7	Of the initial 2009 cohort, how many completed the program in four years or less (by August 31, 2013):	
B8	Of the initial 2009 cohort, how many completed the program in more than four years but in five years or less (after August 31, 2013 and by August 31, 2014):	
B9	Of the initial 2009 cohort, how many completed the program in more than five years but in six years or less (after August 31, 2014 and by August 31, 2015):	
B10	Total graduating within six years (sum of questions B7, B8, and B9):	0
B11	Six-year graduation rate for 2009 cohort (question B10 divided by question B6):	#DIV/0!

Fall 2008 Cohort

Report for the cohort of full-time first-time bachelor's (or equivalent) degree-seeking undergraduate students who entered in Fall 2008. Include in the cohort those who entered your institution during the summer term preceding Fall 2008.

B4	Initial 2008 cohort of first-time, full-time bachelor's (or equivalent) degree-seeking undergraduate students; total all students:	
B5	Of the initial 2008 cohort, how many did not persist and did not graduate for the following reasons: death, permanent disability, service in the armed forces, foreign aid service of the federal government, or official church missions; total allowable exclusions:	
B6	Final 2008 cohort, after adjusting for allowable exclusions: (subtract question B5 from question B4)	0
B7	Of the initial 2008 cohort, how many completed the program in four years or less (by August 31, 2012):	
B8	Of the initial 2008 cohort, how many completed the program in more than four years but in five years or less (after August 31, 2012 and by August 31, 2013):	
B9	Of the initial 2008 cohort, how many completed the program in more than five years but in six years or less (after August 31, 2013 and by August 31, 2014):	
B10	Total graduating within six years (sum of questions B7, B8, and B9):	0

B11

#DIV/0!

For Two-Year Institutions

2012 Cohort

B12

B13 Of the initial 2012 cohort, how many did not persist and did not graduate for the following reasons: death, permanent disability, service in the armed forces, foreign aid service of the federal government, or official church missions; total allowable exclusions:

B14 Final 2012 cohort, after adjusting for allowable exclusions (Subtract question B13 from question B12):

0

B15 Completers of programs of less than two years duration (total):

B16 Completers of programs of less than two years within 150 percent of normal time:

B17

B18

B19

B20

B21 Total transfers to four-year institutions:

2011 Cohort

B12

B13 Of the initial 2011 cohort, how many did not persist and did not graduate for the following reasons: death, permanent disability, service in the armed forces, foreign aid service of the federal government, or official church missions; total allowable exclusions:

B14 Final 2011 cohort, after adjusting for allowable exclusions (Subtract question B13 from question B12):

0

B15 Completers of programs of less than two years duration (total):

B16 Completers of programs of less than two years within 150 percent of normal time:

B17

B18

B19

B20

B21 Total transfers to four-year institutions:

Retention Rates

B22 For the cohort of all full-time bachelor's (or equivalent) degree-seeking undergraduate students who entered your institution as freshmen in Fall 2014 (or the preceding summer term), what percentage was enrolled at your institution as of the do enss ts3he preceding

Completers of programs of less than two years duration (total): 78.00%
Completers of programs of less than two years within 150 percent of normal time: 78.00%

C. FIRST-TIME, FIRST-YEAR (FRESHMAN) ADMISSION

Applications

C1 First-time, first-year, (freshmen) students: Provide the number of degree-seeking, first-time, first-year students who applied, were admitted, and enrolled (full- or part-time) in Fall 2015. Include early decision, early action, and students who began studies during summer in this cohort. Applicants should include only those students who fulfilled the requirements for consideration for admission (i.e., who completed actionable applications) and who have been notified of one of the following actions: admission, nonadmission, placement on waiting list, or application withdrawn (by applicant or institution). Admitted applicants should include wait-listed students who were

C1	Total first-time, first-year (freshman) men who applied	212
C1	Total first-time, first-year (freshman) women who applied	275

C1	Total first-time, first-year (freshman) men who were admitted	67
C1	Total first-time, first-year (freshman) women who were admitted	92

C1	Total full-time, first-time, first-year (freshman) men who enrolled	35
C1	Total part-time, first-time, first-year (freshman) men who enrolled	1

C1	Total full-time, first-time, first-year (freshman) women who enrolled	46
C1	Total part-time, first-time, first-year (freshman) women who enrolled	4

C2 Freshman wait-listed students (students who met admission requirements but whose final admission was contingent on space availability)

	Yes	No
C2	Do you have a policy of placing students on a waiting list?	x

C2 If yes, please answer the questions below for Fall 2015 admissions:

C2	Number of qualified applicants offered a place on waiting list	
C2	Number accepting a place on the waiting list	
C2	Number of wait-listed students admitted	

C2 Is your waiting list ranked?

C2 If yes, do you release that information to students?

C2 Do you release that information to school counselors?

Admission Requirements

C3 High school completion requirement

C3	High school diploma is required and GED is accepted	X
C3	High school diploma is required and GED is not accepted	
C3	High school diploma or equivalent is not required	

C4 Does your institution require or recommend a general college-preparatory program for degree-seeking students?

C4	Require	x
C4	Recommend	
C4	Neither require nor recommend	

C5 Distribution of high school units required and/or recommended. Specify the distribution of academic high school course units required and/or recommended of all or most degree-seeking students using Carnegie units (one unit equals one year of study or its equivalent). If you use a different system for calculating units, please convert.

	Units Required	Units Recommended
C5	Total academic units	18
C5	English	4
C5	Mathematics	4
C5	Science	3
C5	Of these, units that must be lab	2
C5	Foreign language	2
C5	Social studies	3
C5	History	
C5	Academic electives	
C5	Computer Science	
C5	Visual/Performing Arts	

C5 Other (specify) 2

Basis for Selection

C6

C6
C6
C6
C6
C6

C7

C7		Very Important	Important	Considered	Not Considered
----	--	----------------	-----------	------------	----------------

C7 Academic

C7	Rigor of secondary school record	x			
C7	Class rank		x		
C7	Academic GPA	x			
C7	Standardized test scores		x		
C7	Application Essay		x		
C7	Recommendation(s)			x	
C7	Nonacademic				
C7	Interview			x	
C7	Extracurricular activities			x	
C7	Talent/ability			x	
C7	Character/personal qualities			x	
C7	First generation			x	
C7	Alumni/ae relation				x
C7	Geographical residence				x
C7	State residency				x
C7	Religious affiliation/commitment				x
C7	Racial/ethnic status				x
C7	Volunteer work			x	
C7	Work experience			x	
C7	Level of applicant's interest			x	

SAT and ACT Policies

C8	Entrance exams	Yes	No
----	----------------	-----	----

C8A		x	
-----	--	---	--

C8A

C8A
C8A

Common Data Set 2015-2016

C8B

C8B
C8B
C8B

x

C8C
C8C

SAT essay

ACT essay

C8C For admission
C8C For placement
C8C For advising
C8C In place of an application essay
C8C As a validity check on the application essay
C8C No college policy as of now
C8C Not using essay component

x

x

C8D

C8D

Yes

No

C8E
C8E

May 1, 2015

C8F
C8F

C8G

C8G SAT
C8G ACT
C8G SAT Subject Tests
C8G AP
C8G CLEP
C8G Institutional Exam
C8G State Exam (specify):

Freshman Prof (CLEP) /TT4 85.2 123.72 9.6 re cs 1 /TT2 1 Tf 2.460360EP
As a validity check on the application essay



Common Data Set 2015-2016

C9	SAT Math	530	600
	SAT Writing	490	590
	SAT Essay		
C9	ACT Composite	22	26
C9	ACT Math	22	26
C9	ACT English	21	27
C9	ACT Writing	7	8

C9		SAT Critical		
C9		Reading	SAT Math	SAT Writing
C9	700-800	7.27%	1.82%	0.00%
C9	600-699	14.55%	18.18%	16.36%
C9	500-599	56.36%	65.45%	52.73%
C9	400-499	21.82%	14.55%	29.09%
C9	300-399	0.00%	0.00%	1.82%
C9	200-299	0.00%	0.00%	0.00%
	Totals should = 100%	100.00%	100.00%	100.00%
C9		ACT Composite	ACT English	ACT Math
C9	30-36	9.09%	16.67%	6.06%
C9	24-29	51.52%	33.33%	45.45%
C9	18-23	39.39%	46.97%	45.45%
C9	12-17	0.00%	3.03%	3.03%
C9	6-11	0.00%	0.00%	0.00%
C9	Below 6	0.00%	0.00%	0.00%
	Totals should = 100%	100.00%	100.00%	99.99%

C10

C10		26%
C10		53%
C10		94% Top half +
C10		5% bottom half = 100%
C10		0%
C10		

77%

C11

C11		48.84%
C11		11.63%
C11		25.58%
C11		9.30%
C11		4.65%
C11		0.00%
C11		0.00%
C11		0.00%
		100.00%

C12

C12		3.77
C12		100.00%

Admission Policies



C13 If you have an application fee and an on-line application option,

C13 Same fee:	X
C13 Free:	
C13 Reduced:	

C13	Yes	No
C13 Can on-line application fee be waived for applicants with financial need?	X	

C14 Application closing date

C14	Yes	No
C14 Does your institution have an application closing date?	X	
C14 Application closing date (fall):	5/1	
C14 Priority date:	1/2	

C15	Yes	No
C15 Are first-time, first-year students accepted for terms other than	X	

C16 Notification to applicants of admission decision sent *(fill in one only)*

C16 On a rolling basis beginning (date):	
C16 By (date):	
C16 Other:	

C17 Reply policy for admitted applicants *(fill in one only)*

C17 Must reply by (date):	
C17 No set date:	
C17 Must reply by May 1 or within _____ weeks if notified thereafter	2
C17 Other:	
C17 Deadline for housing deposit (MM/DD):	n/a
C17 Amount of housing deposit:	
C17 Refundable if student does not enroll?	
C17 Yes, in full	
C17 Yes, in part	
C17 No	

C18 Deferred admission

C18	Yes	No
C18 Does your institution allow students to postpone enrollment after admission?	x	
C18 If yes, maximum period of postponement:		

C19 Early admission of high school students

C19	Yes	No
C19 Does your institution allow high school students to enroll as full-time, first-time, first-year (freshman) students one year or more before high school graduation?	x	

C20 Common Application Question removed from CDS. (Initiated during 2006-2007 cycle)

Early Decision and Early Action Plans

C21 Early Decision

C21	Yes	No

C21	Does your institution offer an early decision plan (an admission plan that permits students to apply and be notified of an admission decision well in advance of the regular notification date and that asks students to commit to attending if accepted) for first-time, first-year (freshman) applicants for fall enrollment?		x
-----	---	--	---

C21	If "yes," please complete the following:		
C21	First or only early decision plan closing date		
C21	First or only early decision plan notification date		
C21	Other early decision plan closing date		
C21	Other early decision plan notification date		
C21	For the Fall 2015 entering class:		
C21	Number of early decision applications received by your institution		
C21	Number of applicants admitted under early decision plan		
C21	Please provide significant details about your early decision plan:		

C22	Early action		
C22		Yes	No
C22	Do you have a nonbinding early action plan whereby students are notified of an admission decision well in advance of the regular notification date but do not have to commit to attending your college?		x

C22	If "yes," please complete the following:		
C22	Early action closing date		
C22	Early action notification date		

C22	Is your early action plan a "restrictive" plan under which you limit students from applying to other early plans?	
C22	Yes	No
C22		



Fall Applicants

D1		Yes	No
D1		x	
D1		x	

D2

D2		Applicants	Admitted Applicants	Enrolled Applicants
D2	Men	306	203	154
D2	Women	446	290	205
D2	Total	752	493	359

- D3
- D3 Fall
- D3 Winter
- D3 Spring
- D3 Summer

D4		Yes	No
D4		x	
D4			12

D5		Required of All	Recommended of All	Recommended of Some	Required of Some	Not Required
D5	High school transcript				x	
D5	College transcript(s)	x				
D5	Essay or personal statement					x
D5	Interview					x
D5	Standardized test scores				x	
D5	Statement of good					



D10	Does an open admission policy, if reported, apply to transfer students?		x
-----	---	--	---

D11 Describe additional requirements for transfer admission, if applicable:

Transfer Credit Policies

D12	Report the lowest grade earned for any course that may be transferred for credit:	1.00
-----	---	------

D13		Number	Unit Type
D13	Maximum number of credits or courses that may be transferred from a two-year institution:	No Max	

D14		Number	Unit Type
D14	Maximum number of credits or courses that may be transferred from a four-year institution:	No Max	

D15	Minimum number of credits that transfers must complete at your institution to earn an associate degree:	30.00
-----	---	-------

D16	Minimum number of credits that transfers must complete at your institution to earn a bachelor's degree:	30.00
-----	---	-------

D17 Describe other transfer credit policies:

E. ACADEMIC OFFERINGS AND POLICIES

E1 Special study options: Identify those programs available at your institution. Refer to the glossary for definitions.

E1	Accelerated program	
E1	Cooperative education program	
E1	Cross-registration	x
E1	Distance learning	x
E1	Double major	x
E1	Dual enrollment	x
E1	English as a Second Language (ESL)	
E1	Exchange student program (domestic)	
E1	External degree program	
E1	Honors Program	x
E1	Independent study	x
E1	Internships	x
E1	Liberal arts/career combination	
E1	Student-designed major	
E1	Study abroad	x
E1	Teacher certification program	x
E1	Weekend college	
E1	Other (specify):	

E2 This question has been removed from the Common Data Set.

E3 Areas in which all or most students are required to complete some course work prior to graduation:

E3	Arts/fine arts	
E3	Computer literacy	
E3	English (including composition)	x
E3	Foreign languages	x
E3	History	
E3	Humanities	x
E3	Mathematics	x
E3	Philosophy	
E3	Sciences (biological or physical)	x
E3	Social science	x
E3	Other (describe):	

Library Collections: The CDS Publishers will collect library data again when a new Academic Libraries Survey is in place.

Common Data Set 2015-2016

F1

F1		First-time, first-year (freshman) students	Undergraduates
F1		5%	3%
F1		0%	0%
F1		0%	0%
F1		0%	0%
F1		100%	100%
F1		1%	48%
F1		18	24
F1		19	27

F1

5% 3%

F1 0% 0%

F1 0% 0%

F1 0% 0%

F1 100% 100%

F1 1% 48%

F1 18 24

F1 19 27

F2

F2 Campus Ministries x

F2 Choral groups

F2 Concert band

F2 Dance

F2 Drama/theater

F2 International Student Organization

F2 Jazz band

F2 Literary magazine

F2 Marching band

F2 Model UN

F2 Music ensembles

F2 Musical theater

F2 Opera

F2 Pep band

F2 Radio station

F2 Student government x

F2 Student newspaper

F2 Student-run film society x

F2 Symphony orchestra

F2 Television station

F2 Yearbook

F3

F3		At Cooperating Institution
F3	Army ROTC is offered:	x
F3	Naval ROTC is offered:	x
F3	Air Force ROTC is offered:	x

F3 Army ROTC is offered: x

F3 Naval ROTC is offered: x

F3 Air Force ROTC is offered: x

F4

F4 Coed dorms

F4 Men's dorms

F4 Women's dorms

F4 Appendix 1 to 101-2015-2016 CSDE Form 101-2015-2016 (2015-2016) (5/16/15) -267.6032 1.26 -1d9 TD (Air 3910.n267.6032rs)Tjo1421ear.F4 Tj 9.2698 0/TT4 fr.F4



G0 Please provide the URL of your institution's net price calculator:

G1

G1		First-Year	Undergraduates
G1	PRIVATE INSTITUTIONS		
	Tuition:		
G1	PUBLIC INSTITUTIONS		
	Tuition:		
	In-district		
		PUBLIC INSTITUTIONS	\$4,206



Common Data Set 2015-2016

G5

G5



Residents

Commuters
(living at home)

Commuters
(not living at home)



H. FINANCIAL AID

Aid Awarded to Enrolled Undergraduates

Enter total dollar amounts awarded to enrolled full-time and less than full-time degree-seeking undergraduates (using the same cohort reported in CDS Question B1, "total degree-seeking" undergraduates) in the following categories. (Note: If the data being reported are final figures for the 2014-2015 academic year (see the next item below), use the 2014-2015 academic year's CDS Question B1 cohort.) Include aid awarded to international students (i.e., those not qualifying for federal aid). Aid that is non-need-based but that was used to meet need should be reported in the need-based aid columns. (For a suggested order of precedence in assigning categories of aid to cover need, see the entry for "non-need-based scholarship or grant aid" on the last page of the definitions section.)

H1		2015-2016 estimated	2014-2015 final
H1	Indicate the academic year for which data are reported for items H1, H2, H2A, and H6 below:		x

H3 Which needs-analysis methodology does your institution use in awarding institutional aid?

H3	Federal methodology (FM)	x
H3	Institutional methodology (IM)	
H3	Both FM and IM	

H1		Need-based \$ (Include non-need-based aid used to meet need.)	Non-need-based \$ (Exclude non-need-based aid used to meet need.)
H1	Scholarships/Grants		
H1	Federal	\$2,539,451	\$0
H1	State (i.e., all states, not only the state in which your institution is located)	\$735,818	\$135,297
H1	Institutional: Endowed scholarships, annual gifts and tuition funded grants, awarded by the college, excluding athletic aid and tuition waivers (which are reported below).	\$636,773	\$34,234
H1	Scholarships/grants from external sources (e.g., Kiwanis, National Merit) not awarded by the college	\$169,294	\$16,862
H1	Total Scholarships/Grants	\$4,081,336	\$186,393
H1	Self-Help		
H1	Student loans from all sources (excluding parent loans)	\$4,979,918	\$572,229
H1	Federal Work-Study	\$22,548	
H1	State and other (e.g., institutional) work-study/employment (Note: Excludes Federal Work-Study captured above.)	\$4,929	\$0
H1	Total Self-Help	\$5,007,395	\$572,229
H1	Other		
H1	Parent Loans	\$92,157	\$14,663
H1	Tuition Waivers Reporting is optional. Report tuition waivers in this row if you choose to report them. Do not report tuition waivers elsewhere.	\$68,815	\$31,052
H1	Athletic Awards	\$0	\$0

H2 Number of Enrolled Students Awarded Aid: List the number of degree-seeking full-time and less-than-full-time undergraduates who applied for and were awarded financial aid from any source. Aid that is non-need-based but that was used to meet need should be counted as need-based aid. Numbers should reflect the cohort awarded the dollars reported in H1. Note: In the chart below, students may be counted in more than one row, and full-time freshmen should also be counted as full-time undergraduates.

H2		First-time Full-time Freshmen	Full-time Undergraduate (Incl. Fresh.)	Less Than Full-time Undergraduate
H2	a) Number of degree-seeking undergraduate students (CDS Item B1 if reporting on Fall 2015 cohort)	91	875	806
H2	b) Number of students in line a who applied for need-based financial aid	79	729	548

Common Data Set 2015-2016

H2	c) Number of students in line b who were determined to have financial need	61	646	509
H2	d) Number of students in line c who were awarded any financial aid	55	597	437
H2	e) Number of students in line d who were awarded any need-based scholarship or grant aid	49	507	319
H2	f) Number of students in line d who were awarded any need-based self-help aid	19	365	288
H2	g) Number of students in line d who were awarded any non-need-based scholarship or grant aid	1	5	0
H2	h) Number of students in line d whose need was fully met <u>(exclude PLUS loans, unsubsidized loans, and private alternative loans)</u>	7	45	33
H2	i) On average, the percentage of need that was met of students who were awarded any need-based aid. Exclude any aid that was awarded in excess of need as well as any resources that were awarded to replace EFC <u>(PLUS loans, unsubsidized loans, and private alternative loans)</u>	53.7%	54.6%	44.9%
H2	j) The average financial aid package of those in line d. Exclude any resources that were awarded to replace EFC <u>(PLUS loans, unsubsidized loans, and private alternative loans)</u>	\$ 8,884	\$ 10,199	\$ 7,550
H2	k) Average need-based scholarship and grant award of those in line e	\$ 7,798	\$ 6,014	\$ 3,361
H2	l) Average need-based self-help award <u>(excluding PLUS loans, unsubsidized loans, and private alternative loans)</u> of those in line f	\$ 4,363	\$ 7,960	\$ 7,282
H2	m) Average need-based loan <u>(excluding PLUS loans, unsubsidized loans, and private alternative loans)</u> of those in line f who were awarded a need-based loan	\$ 3,999	\$ 7,898	\$ 7,282

H2A

H2A		First-time Full-time Freshmen	Full-time Undergrad (Incl. Fresh.)	Less Than Full-time Undergrad
H2A	n) Number of students in line			

Common Data Set 2015-2016

* students who did not graduate or who graduated with another degree or certificate (but no bachelor's degree)

H4	Provide the number of students in the 2015 undergraduate class who started at your institution as first-time students and received a bachelor's degree between July 1, 2014 and June 30, 2015. Exclude students who transferred into your institution	40
----	---	----

H5 Number and percent of students in class (defined in H4 above) borrowing from federal, non-federal, and any loan sources, and the average (or mean) amount borrowed

H5		Number in the class (defined in H4 above) who borrowed	Percent of the class (defined above) who borrowed (nearest 1%)	Average per-undergraduate-borrower cumulative principal borrowed, of those in the first column (nearest \$1)
	a) Any loan program: Federal Perkins, Federal Stafford Subsidized and Unsubsidized, institutional, state, private loans that your institution is aware of, etc. Include both Federal Direct Student Loans and Federal Family Education Loans.	21	52.50%	\$19,244
	b) Federal loan programs: Federal Perkins, Federal Stafford Subsidized and Unsubsidized. Include both Federal Direct Student Loans and Federal Family Education Loans.	21	52.50%	\$1,544
	c) Institutional loan programs.	0	0.00%	
	d) State loan programs.	0	0.00%	
	e) Private alternative loans made by a bank or lender.	2	5.00%	\$7,355

Aid to Undergraduate Degree-seeking Nonresident Aliens (Note: Report numbers and dollar amounts for the same academic year checked in item H1.)

H6	Indicate your institution's policy regarding institutional scholarship and grant aid for undergraduate degree-seeking nonresident aliens:	
H6	Institutional need-based scholarship or grant aid is available	
H6	Institutional non-need-based scholarship or grant aid is available	x
H6	Institutional scholarship or grant aid is not available	
H6	If institutional financial aid is available for undergraduate degree-seeking nonresident aliens, provide the number of undergraduate degree-seeking nonresident aliens who were awarded need-based or non-need-based aid:	4
H6	Average dollar amount of institutional financial aid awarded to undergraduate degree-seeking nonresident aliens:	\$9,772
H6	Total dollar amount of institutional financial aid awarded to undergraduate degree-seeking nonresident aliens:	\$39,090

H7 Check off all financial aid forms nonresident alien first-year financial aid applicants must submit:

H7	Institution's own financial aid form	
H7	CSS/Financial Aid PROFILE	
H7	International Student's Financial Aid Application	
H7	International Student's Certification of Finances	
H7	Other (specify):	

Process for First-Year/Freshman Students

H8 Check off all financial aid forms domestic first-year (freshman) financial aid applicants must submit:

H8	FAFSA	x
H8	Institution's own financial aid form	
H8	CSS/Financial Aid PROFILE	
H8	State aid form	
H8	Noncustodial PROFILE	
H8	Business/Farm Supplement	
H8	Other (specify):	

H9 Indicate filing dates for first-year (freshman) students:

H9	Priority date for filing required financial aid forms:	3/1
H9	Deadline for filing required financial aid forms:	
H9	No deadline for filing required forms (applications processed on a rolling basis):	yes

H10 Indicate notification dates for first-year (freshman) students (answer a or b):

H10	a) Students notified on or about (date):		
H10		Yes	No
H10	b) Students notified on a rolling basis:	x	
H10	If yes, starting date:		3/1

H11 Indicate reply dates:

H11	Students must reply by (date):	
H11	or within _____ weeks of notification.	

Types of Aid Available

Please check off all types of aid available to undergraduates at your institution:

H12 Loans

H12 FEDERAL DIRECT STUDENT LOAN PROGRAM (DIRECT LOAN)

H12	Direct Subsidized Stafford Loans	x
H12	Direct Unsubsidized Stafford Loans	x
H12	Direct PLUS Loans	x

H12	Federal Perkins Loans	x
H12	Federal Nursing Loans	
H12	State Loans	x
H12	College/university loans from institutional funds	
H12	Other (specify):	

H13 Scholarships and Grants

H13 NEED-BASED:

H13	Federal Pell	x
H13	SEOG	x
H13	State scholarships/grants	x
H13	Private scholarships	x
H13	College/university scholarship or grant aid from institutional funds	x
H13	United Negro College Fund	
H13	Federal Nursing Scholarship	
H13	Other (specify):	

H14 Check off criteria used in awarding institutional aid. Check all that apply.

H14		Non-Need Based	Need-Based
-----	--	----------------	------------

Common Data Set 2015-2016

H14	Academics	x	x
H14	Alumni affiliation		
H14	Art	x	
H14		x	
H14	Job skills		
H14	ROTC		
H14	Job to make your institu	x	
H14	Minority status		
H14	Music/drama	x	
H14	Religious affiliation		
H14	State/district residency	x	
H15			

11

Full-time	Part-time
Exclude	Include only if they teach one or more non-clinical credit courses
Exclude	Include if they teach one or more non-clinical credit courses

13 Undergraduate Class Size and 104 faculty).

Class Sections: A class section is an organized course offered for credit, identified by discipline and number, meeting at a stated time or times in a classroom or similar setting, and not a subsection such as a laboratory or discussion session. Undergraduate class sections are defined as any sections in which at least one degree-seeking undergraduate student is enrolled for credit. Exclude distance learning classes and noncredit classes and individual instruction such as dissertation or thesis research, music instruction, or one-to-one readings. Exclude students in independent study, co-operative programs, internships, foreign language taped tutor sessions, practicums, and all students in one-on-one classes. Each class section should be counted only once and should not be duplicated because of course catalog cross-listings.

Using the above definitions, please report for each of the following class-size intervals the number of class sections that should be counted only once and not duplicated because of course catalog cross-listings. For example, a lecture or one-to-one reading should be counted only once and not duplicated because of course catalog cross-listings.

		Number of Class Sections with Undergraduates Enrolled							
		Undergraduate Class Size (provide numbers)							
CLASS SECTIONS		2-9	10-19	20-29	30-39	40-49	50-99	100+	Total
CLASS SECTIONS		2-9	10-19	20-29	30-39	40-49	50-99	100+	Total
CLASS SUB-SECTIONS		2-9	10-19	20-29	30-39	40-49	50-99	100+	Total

Liberal arts/career combination: Program in which a student earns undergraduate degrees in two separate fields, one in a liberal arts major and the other in a professional or specialized major, whether on campus or through cross registration.
Master's degree: An award that requires the successful completion of a program of study of generally one or two full-time equivalent academic years of work beyond the bachelor's degree. Some of these degrees, such as those in Theology (M.Div., M.H.L./Rav) that were formerly classified as "first-professional", may require more than two full-time equivalent academic years of work.
Minority affiliation (as admission factor): Special consideration in the admission process for members of designated racial/ethnic minority groups.
* Minority student center: Center with programs, activities, and/or services intended to enhance the college experience of students of color.
Model United Nations: A simulation activity focusing on conflict resolution, globalization, and diplomacy. Assuming roles as foreign ambassadors and "delegates," students conduct research, engage in debate, draft resolutions, and may participate in a national Model UN conference.
Native Hawaiian or Other Pacific Islander: A person having origins in any of the original peoples of Hawaii, Guam, Samoa, or other Pacific Islands.
Nonresident alien: A person who is not a citizen or national of the United States and who is in this country on a visa or temporary basis and does not have the right to remain indefinitely.
* On-campus day care: Licensed day care for students' children (usually age 3 and up); usually for a fee.
Open admission: Admission policy under which virtually all secondary school graduates or students with GED equivalency diplomas are admitted without regard to academic record, test scores, or other qualifications.
Other expenses (costs): Include average costs for clothing, laundry, entertainment, medical (if not a required fee), and furnishings.
Out-of-state tuition: The tuition charged by institutions to those students who do not meet the institution's or state's residency requirements.
Part-time student (undergraduate): A student enrolled for fewer than 12 credits per semester or quarter, or fewer than 24 contact hours a week each term.
* Personal counseling : One-on-one or group counseling with trained professionals for students who want to explore personal, educational, or vocational issues.
Post-baccalaureate certificate: An award that requires completion of an organized program of study requiring 18 credit hours beyond the bachelor's; designed for persons who have completed a baccalaureate degree but do not meet the requirements of academic degrees carrying the title of master.
Post-master's certificate: An award that requires completion of an organized program of study of 24 credit hours beyond the master's degree but does not meet the requirements of academic degrees at the doctoral level.
Postsecondary award, certificate, or diploma: Includes the following three IPEDS definitions for postsecondary awards, certificates, and diplomas of varying durations and credit/contact hour requirements—
Less Than 1 Academic Year: Requires completion of an organized program of study at the postsecondary level (below the baccalaureate degree) in less than 1 academic year (2 semesters or 3 quarters) or in less than 900 contact hours by a student enrolled full-time.
At Least 1 But Less Than 2 Academic Years: Requires completion of an organized program of study at the postsecondary level (below the baccalaureate degree) in at least 1 but less than 2 full-time equivalent academic years, or designed for completion in at least 30 but less than 60 credit hours, or in at least 900 but less than 1,800 contact hours.
At Least 2 But Less Than 4 Academic Years: Requires completion of an organized program of study at the postsecondary level (below the baccalaureate degree) in at least 2 but less than 4 full-time equivalent academic years, or designed for completion in at least 60 but less than 120 credit hours, or in at least 1,800 but less than 3,600 contact hours.
Private institution: An educational institution controlled by a private individual(s) or by a nongovernmental agency, usually supported primarily by other than public funds, and operated by other than publicly elected or appointed officials.
Private for-profit institution: A private institution in which the individual(s) or agency in control receives compensation, other than wages, rent, or other expenses for the assumption of risk.
Private nonprofit institution: A private institution in which the individual(s) or agency in control receives no compensation, other than wages, rent, or other expenses for the assumption of risk. These include both independent nonprofit schools and those affiliated with a religious organization.
Proprietary institution: See Private for-profit institution.
Public institution: An educational institution whose programs and activities are operated by publicly elected or appointed school officials, and which is supported primarily by public funds.
Quarter calendar system: A calendar system in which the academic year consists of three sessions called quarters of about 12 weeks each. The range may be from 10 to 15 weeks. There may be an additional quarter in the summer.

Common Data Set 2015-2016

Race/ethnicity: Category used to describe groups to which individuals belong, identify with, or belong in the eyes of the community. The categories do not denote scientific definitions of anthropological origins. A person may be counted in only one group.

Race/ethnicity unknown: Category used to classify students or employees whose race/ethnicity is not known and whom institutions are unable to place in one of the specified racial/ethnic categories.

Common Data Set 2015-2016

Volunteer work (as admission factor): Special consideration given to students for activity done on a volunteer basis (e.g., tutoring, hospital care, working with the elderly or disabled) as a service to the community or the public in general.

Wait list: List of students who meet the admission requirements but will only be offered a place in the class if space becomes available.

Weekend college: A program that allows students to take a complete course of study and attend classes only on weekends.

White: A person having origins in any of the original peoples of Europe, the Middle East, or North Africa.

* Women's center: Center with programs, academic activities, and/or services intended to promote an understanding of the evolving roles of women.

Work experience (as admission factor): Special consideration given to students who have been employed prior to application, whether for relevance to major, demonstration of employment-related skills, or as explanation of student's academic and extracurricular record.

Financial Aid Definitions

Awarded aid : The dollar amounts offered to financial aid applicants.

External scholarships and grants: Scholarships and grants received from outside (private) sources that students bring with them (e.g., Kiwanis, National Merit scholarships). The institution may process paperwork to receive the dollars, but it has no role in determining the recipient or the dollar amount awarded.

Financial aid applicant : Any applicant who submits any one of the institutionally required financial aid applications/forms, such as the FAFSA.

Indebtedness : Aggregate dollar amount borrowed through any loan program (federal, state, subsidized, unsubsidized, private, etc.; excluding parent loans) while the student was enrolled at an institution. Student loans co-signed by a parent are assumed to be the responsibility of the student and should be included.

Institutional scholarships and grants : Endowed scholarships, annual gifts and tuition funded grants for which the institution determines the recipient.

Financial need : As determined by your institution using the federal methodology and/or your institution's own standards.

Need-based aid : College-funded or college-administered award from institutional, state, federal, or other sources for which a student must have financial need to qualify. This includes both institutional and noninstitutional student aid

Common Data Set 2015-2016

a) Any loan program:
Federal Perkins,
Federal Stafford
Subsidized and
Unsubsidized,
institutional, state,
private loans that your
institution is aware of,
etc. Include both
Federal Direct
Student Loans and
Federal Family
Education Loans.

%

\$

b) Federal loan
programs: Federal
Perkins, Federal
Stafford Subsidized
and Unsubsidized.
Include both Federal
Direct Student Loans
and Federal Family
Education Loans.

%

\$

c) Institutional loan
programs.

%

\$

d) State loan
programs.

%

\$

e) Private alternative
loans made by a bank
or lender.

%

\$