



SITY of

LO

*Ranked #42 among Public
Institutions & #97 among Public
& Private Universities in
U.S. News & World Report (2023)*

pocket fact book

2022-2023

USF TOP 50

The University of South Florida is classified a Doctoral University: Very High Research Activity by the Carnegie Classification of Institutions of Higher Education.

#48

TOP 50

among all

public institutions

Forbes' America's Top Colleges 2022

TOP PERFORMANCE-BASED FUNDING (PBF) SCORES

in the State University System (SUS)

Florida Board of Governors (BOG), 2022



Top achievement in the important metric demonstrating USF's commitment to providing a world-class education, demonstrating, and preparing students to compete globally in high-demand career fields.



A PREEMINENT STATE RESEARCH UNIVERSITY

2022 HIGHER EDUCATION EXCELLENCE IN DIVERSITY AWARD RECIPIENT

A highly recognized U.S. college and university has demonstrated an outstanding commitment to diversity and inclusion.



98 RECIPIENTS

National Scholarship and Fellowship Foundation awarded the 2021-2022 academic year including Bowen, Fulbright, Gilman, and Gold awards.



Weaheford



Ginn



Callahan



Cauley



Donnell



O'Callahan



Monbatten



Patel



Patel



Piccolo



Schneiders



Seidman

USF BOARD OF TRUSTEES

Will Weaheford, Chair

Michael E. Ginn, Vice Chair

Sandra Callahan

Michael Cauley

N. Rogan Donnell

O'Callahan

Lillian Monbatten

Shilen Patel

Federico Piccolo

Jenife-Ja inki Schneiders

MeW O'Grady

USF LEADERSHIP

The USF Board of Trustees is responsible for college-wide policy decisions, approval of the university's mission and the implementation and maintenance of high-quality educational programs. In addition, the Board is responsible for the university's financial health. The USF Board of Trustees was reauthorized in 2001 by the Florida legislature.

The 12 trustees include distinguished leaders in accounting, banking, business education, law, technology, philanthropy, and public policy leadership. Six trustees are appointed by Florida's governor and six are appointed by the Florida Board of Governors. The USF Faculty Senate President and USF Student Body President also serve as trustees. The USF President also serves as a Corporate Secretary.

Rhea F. Law
President

Eric Eisenberg
Interim President and Executive Vice President

Christian E. Hardigree
Regional Chancellor, Southeastern Campus

Karen A. Holbrook
Regional Chancellor, Southeastern Campus

Charles Lockwood
Senior Vice President for USF Health

Jay Stroman
Senior Vice President of Advancement & Alumni Affairs

Sylvia Wilson Thomas
Interim Vice President for Research

Tricia Pennicook
Interim Vice President for Diversity, Equity, and Inclusion

Michael Kelly
Vice President for Athletics

Kim Hill
Vice President of University Communication and Marketing and Chief Marketing Officer

Richard Sobieray
Senior Vice President, Financial Strategy (CFO) and Administrative Services

Angie Sklenka
Vice President and Chief Human Resources Officer

Gerard D. Solis
General Counsel

Mark Walsh
Assistant Vice President for Government Relations

Paige Beles Geers
Chief of Staff

USF STUDENTS at a glance


Moroni College of Medicine
2026 Class is an academically
distinguished class with an average

**MCAT SCORE
OF 517**

placing in among the
**94th PERCENTILE
NATIONALLY**

with a GPA of
3.89 from Ivy League

UNIVERSITY enrollment



	TOTAL	
Undergraduate	36,948	74.2%
male	16,018	43.4%
female	20,927	56.6%
no _epo_ed	3	0.01%
f ll- ime	29,548	80.0%
pa_- ime	7,400	20.0%
Graduate	9,546	19.2%
male	3,721	39.0%
female	5,823	61.0%
no _epo_ed	2	0.02%
f ll- ime	5,628	59.0%
pa_- ime	3,918	41.0%
Doctor of Medicine	1,568	3.2%
male	629	40.1%
female	930	59.3%
no _epo_ed	9	0.6%
f ll- ime	1,363	86.9%
pa_- ime	205	13.1%
Non-degree seeking	1,704	3.4%
male	709	41.6%
female	992	58.2%
no _epo_ed	3	0.2%
f ll- ime	439	25.8%
pa_- ime	1,265	74.2%
TOTAL	49,766	100%
male	21,077	42.4%
female	28,672	57.6%
no _epo_ed	17	0.0%
f ll- ime	36,978	74.3%
pa_- ime	12,788	25.7%

Enrollment Data as of Drop/Add Fall 2022

FIRST TIME IN COLLEGE (FTIC) enrollment



NEW STUDENT PROFILE

	TOTAL
Number of new FTIC, Fall 2022	4,041
Average high school GPA	4.21
Average SAT	1309
Mid-range SAT	1240 - 1370
Average ACT	29
Mid-range ACT	27 - 30
Top 10% of high school class	41%
Florida identified as a Incoming Black Female Scholasticship	74.2%
Non-White*	36%
Reside in on-campus housing	2,370 (58.6%)
National Merit Scholar	79
National Achievement Scholar	0
National Hispanic Scholar	0
Florida identified	2,843
Out-of-state resident	1,198
Florida community college transfer	51
State college transfer	49
Community college transfer	79
Florida high school transfer	423

*Does not include students who report as white, non-resident aliens, and race not-reported

Enrollment Data as of Drop/Add Fall 2022

NEW STUDENT PROFILE

TRANSFER STUDENTS

	TOTAL
Number of new transfer students *	3,233
Number of transfer students from the Florida College System	1,987
Of the new transfer students	1,246
All new transfer students who are non-White **	44%
High number of transfer students are from:	Hillborough Community College


*Does not include post baccalaureate degree seeking students

**Does not include students who report as white, non-resident aliens, and race not-reported

GRADUATE STUDENTS


	TOTAL
Number of graduate students	3,417
Master's & education specialties	2,683
Doctoral research	362
Doctoral professional	372

Enrollment Data as of Drop/Add Fall 2022



TRANSFER &
GRADUATE
enrollment

STUDENT DIVERSITY profile



	TOTAL	
African American	3,995	9.1%
male	1,474	3.4%
female	2,519	5.7%
no _epo_ed	2	0.0%
American Indian	68	0.2%
male	27	0.1%
female	41	0.1%
no _epo_ed	0	0.0%
Asian	3,771	8.6%
male	1,653	3.8%
female	2,117	4.8%
no _epo_ed	1	0.0%
Hispanic	10,037	22.9%
male	3,924	8.9%
female	6,109	13.9%
no _epo_ed	4	0.0%
White	22,153	50.4%
male	9,052	20.6%
female	13,096	29.8%
no _epo_ed	5	0.0%
Native Hawaiian or Other Pacific Islander	50	0.1%
male	16	0.0%
female	34	0.1%
no _epo_ed	0	0.0%

	TOTAL	
Two or More Races	1,863	4.2%
male	724	1.6%
female	1,139	2.6%
no _epo_ed	0	0.0%
Race-Not Reported	1,977	4.5%
male	846	1.9%
female	1,126	2.6%
no _epo_ed	5	0.0%
TOTAL *	43,914	100.0%
male	17,716	40.3%
female	26,181	59.6%
no _epo_ed	17	0.0%

*Student Diversity Profile reflects federal race/ethnicity categories only and does not include international students or non-resident aliens.

INTERNATIONAL	TOTAL	
Unde_g_ad a e	3,072	6.2%
G_ad a e	2,421	4.9%
To al Non-Deg_ee Seeking	359	0.7%
To al In_e_na_ional S den	5,852	11.8%
TOTAL	49,766	

All Student Diversity Profile Data as of Drop/Add Fall 2022

UNIVERSITY academics

USF graduate programs continue to be ranked among the best among all universities. USF graduate programs include:

- #3** Industrial and Organizational Psychology
- #16** Public Health
- #18** Anthropology
- #18** Criminology
- #27** Rehabilitation Counseling
- #27** Library and Information Science
- #35** Medical: Graduate Practicing in Health Professional Scholarship Area
- #42** Nursing
- #43** Health Care Management
- #46** Medical: Research
- #47** Industrial Engineering
- #49** Physical Therapy
- #50** Engineering: Environmental/Environmental Health

2022 U.S. News and World Report (USNWR) Graduate School Rankings



- 2nd** among Florida public institutions
- 3rd** in Florida
- 19th** among public institutions
- 21st** among all U.S. institutions

2021 Military Times Best: Colleges

#7 IN THE NATION
for Top Percentage of Fulbright Scholars, with
7 FACULTY SCHOLARS
for the 2021-2022 academic year

The Chronicle of Higher Education


HEADCOUNT by college

degree-seeking, den

COLLEGE	UNDERGRADUATE	GRADUATE	TOTAL
College of Arts and Science	15,293	1,816	17,109
College of Behavioral and Comm. Science	1,954	1,041	2,995
College of Education	1,142	994	2,136
College of Engineering	5,505	1,156	6,661
College of Marine Science	0	84	84
College of Nursing	937	899	1,836
College of Public Health	4,001	901	4,902
College of The Arts	1,263	217	1,480
Mohammedi College of Medicine	0	1,568	1,568
Mohammedi College of Business	6,164	1,925	8,089
Office of Graduate Studies	0	42	42
Office of Undergraduate Studies	687	0	687
Paoli College of Global Studies and Sustainability	0	109	109
Taneja College of Pharmacy	0	362	362
Total	36,946	11,114	48,060

*Honors College student headcount included with college of degree major.

Enrollment Data as of Drop/Add Fall 2022



ACADEMIC profile

DEGREES OFFERED

2022/23

	TOTAL
Bachelor's	91
Master's	103
Ed Specialist (EdS)	2
Research Doctoral	43
Professional Doctoral	5
Total	244

DEGREES AWARDED

2021/22

	TOTAL
Bachelor's	10,033
Master's	3,162
Ed Specialist (EdS)	26
Research Doctoral	343
Professional Doctoral	421
Total	13,985

ACCREDITATION

The University of South Florida is accredited by the Southern Association of College and School Commission on College (SACSCOC), a national association, baccalaureate, master's, specialist, and doctoral degree. Questions about the accreditation of the University of South Florida may be directed in writing to the Southern Association of College and School Commission on College at 1866 South Lane, Decatur, GA 30033-4097, by calling (404) 679-4500, or by visiting information available on SACSCOC's website (www.sacscoc.org).



The USF Library are comprised of the Tampa campus library, St. Petersburg campus library (Nelson Poinsett Memorial Library), Library Services at the Sarno Administration Center campus, and USF Health Library (Hink and Elaine Shimberg Health Science Library and Florida Blue Health Knowledge Exchange).

USF LIBRARY (2021/22)



Volume Held	2,872,951
Serial	115,447
Databases	946
Collection 'E'penditure	\$8,078,322

UNIVERSITY research and finances

USF reached
**\$405 MILLION IN
TOTAL RESEARCH
EXPENDITURES**
in fiscal year 2020/21

National Science Foundation HERD Survey

11th IN THE NATION
among public universities and
25rd WORLDWIDE
among all universities founded U.S. parent



USF's innovation and economic development efforts generate more than

\$6.02 BILLION


in economic output,

\$600 MILLION

in additional state, local, state, and federal revenue, and support

68,704 JOBS

*USF Economic Impact Report
2019-2020*



FINANCIAL RESOURCES

Endowment (2021/2022)	\$604,516,638
Total Gift & Commitment (2021/2022)	\$151,766,197
Licensing Revenue (2021/2022)	\$4,821,087.72
TOTAL OPERATING BUDGET (2022/2023)*	\$2,045,617,462
Education & General	\$814,183,620
Administrative	\$238,445,188
Construction & Grant	\$487,559,305
Local Fund **	\$505,429,349


*The Operating Budget presented here excludes USF Health expenditures for Self-Insurance and the Faculty Practice Plan.

*This presentation of the 2021-22 Operating Budget also excludes Non-Operating Transfers pertaining to all funding sources.

**Includes Financial Aid, Student Activity & Service Fees, Technology Fees, Green Fees, Intercollegiate Athletics, and Concessions.

RESEARCH FUNDING AND PRODUCTIVITY

Total Research Expenditure (2020/2021)	\$405 M
Federal Research Expenditure (2020/2021)	\$185 M
Post-Doctoral Appointee (Fall 2021)	282
Utility Payment Added (2021)	92



UNIVERSITY resources



USF is featured in

PRINCETON REVIEW'S GUIDE TO GREEN COLLEGES

A national ranking of higher education has demonstrated a strong commitment to sustainability in its academic offerings, campus infrastructure, activities, and career preparation (2022)

USF RANKS 57

for sustainability
among public
U.S. institutions
by *Sustainability* 2021



- #1 for its commitment to industry, innovation, and infrastructure
- #2 for providing life below sea level
- #4 for its role in eliminating plastic
- #14 for its leadership in addressing social challenges on campus, in the local community, and beyond

Sustainable Development Among U.S. Universities
Times Higher Education (THE), 2022

The Princeton Review
ranked USF in the

**TOP 50 BEST
VALUE COLLEGE
IN 2022**



FACILITIES and space

TAMPA CAMPUS

253	10,223,998	1,562
Building	Total Sq. Ft.	Acres

ST. PETERSBURG CAMPUS

31	1,497,042	52
Building	Total Sq. Ft.	Acres

SARASOTA-MANATEE CAMPUS

10	157,771	32
Building	Total Sq. Ft.	Acres

The University of South Florida is a high-impact global leader each year dedicated to excellence. Over the past 10 years, no other public university in the country has been featured in U.S. News and World Report's national university ranking, and USF. Serving more than 49,000 students on campus in Tampa, St. Petersburg, and Sarasota-Manatee, USF is designated as a Preeminent State Research University by the Florida Board of Governors, placing it in the most elite category among the state's 12 public universities. USF is a member of the American Athletic Conference. Learn more at www.usf.edu.

